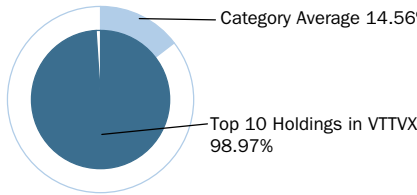


Vanguard Target Retirement 2025 Fund VTTVX

TOP HOLDINGS

as of 03/31/2024



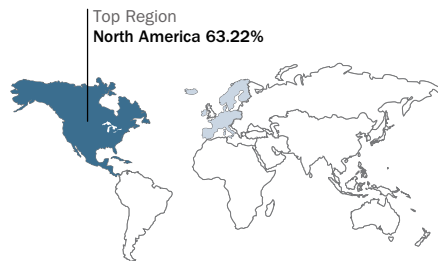
Top 10 holdings are 98.97% of the total portfolio assets. The category average percent of Portfolio in top 10 holdings is 14.56%

SYMBOL	COMPANY NAME	SECTOR	PERCENT OF ASSETS
VSMPX	Vanguard Total Stock Mkt ..	—	31.40%
VTBIX	Vanguard Total Bond Mark..	—	28.35%
VGTSX	Vanguard Total Intl Stock I..	—	21.13%
VTILX	Vanguard Total Intl Bd II Id..	—	12.30%
VTAPX	Vanguard Shrt-Term Infl-Pr..	—	5.80%

Fund holdings subject to change

REGIONAL EXPOSURE

as of 03/31/2024



Regional Breakdown

North America	63.22%
Europe Developed (excluding UK)	12.36%
Japan	6.55%
Asia Emerging	5.61%
Asia Developed (excluding Japan)	4.19%
United Kingdom	3.48%
Australasia	1.99%
Africa/Middle East	1.29%
Latin America	1.01%
Europe Emerging	.28%

Top 5 Countries

United States	64.62%
Japan	5.27%
United Kingdom	3.14%
France	2.90%
Canada	2.66%



SECTOR WEIGHTINGS

as of 03/31/2024

Information Technology	22.01%
Financials	16.26%
Industrials	12.17%
Consumer Discretionary	11.03%
Health Care	10.95%
Telecommunication Services	6.85%
Consumer Staples	6.15%
Materials	4.68%
Energy	4.57%
Utilities	2.52%



ASSET BREAKDOWN

as of 03/31/24

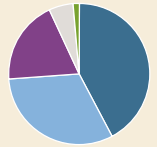
	%Long	%Short	%Net
Domestic Stock	31.31	0.00	31.31
Non-US Stock	20.49	0.00	20.49
Domestic Bond	31.27	0.02	31.25
Non-US Bond	13.73	0.00	13.73
Convertible	0.02	0.00	0.02
Cash	3.82	0.64	3.18
Other	0.03	0.00	0.03

Non-US assets include assets without a specific country classification.

MARKET CAPITALIZATION

as of 03/31/2024

Giant Cap	42.26%
Large Cap	31.64%
Medium Cap	19.20%
Small Cap	5.46%
Micro Cap	1.44%



This Mutual Fund Report Card is informational in nature and is not a recommendation or solicitation for any person to buy, sell or hold any particular security; nor is it intended to address any individual's investment objectives, financial situation or personal circumstances. We recommend that investors define their goals, risk tolerance, time horizon and investment objectives in addition to researching possible investment choices.

Sector weightings for fund portfolios are determined using the Global Industry Classification Standard (GICS). GICS was developed by and is the exclusive property of Morgan Stanley Capital International Inc. and Standard & Poor's. GICS is a service mark of MSCI and S&P and has been licensed for use by Charles Schwab & Co., Inc.

Government bond fund shares are not guaranteed. Their price and investment return will fluctuate with market conditions and interest rates. Investment income from municipal bond funds may be subject to certain state and local taxes and the federal alternative minimum tax. Capital gains are not exempt from federal income tax.

International investing involves special risks such as currency fluctuation and political instability. Investing in emerging markets may accentuate these risks. Small cap funds are subject to greater volatility than those in other asset categories. Due to the limited focus of sector funds, they may experience greater volatility than funds with a broader investment strategy.

Except as noted below, all data provided by Morningstar, Inc. All rights reserved. The information contained herein is the proprietary information of Morningstar, Inc., and may not be copied or redistributed for any purpose and may only be used for noncommercial, personal purposes. The information contained herein is not represented or warranted to be accurate, correct, complete, or timely. Morningstar, Inc., shall not be responsible for investment decisions, damages, or other losses resulting from use of the information. Morningstar, Inc., has not granted consent for it to be considered or deemed an "expert" under the Securities Act of 1933.

Trades in no-load mutual funds available through Schwab's Mutual Fund OneSource® service (including Schwab Funds®) as well as certain other funds, are available without transaction fees when placed through Schwab.com or our automated phone channels. Schwab reserves the right to change the funds we make available without transaction fees and to reinstate fees on any funds. Funds are also subject to management fees and expenses.

For participants who utilize the Personal Choice Retirement Account (PCRA)®, the following fees and conditions may apply: Schwab's short-term redemption fee of \$49.95 will be charged on redemption of funds purchased through Schwab's Mutual Fund OneSource® service (and certain other funds with no transaction fee) and held for 90 days or less. Schwab reserves the right to exempt certain funds from this fee, including Schwab Funds®, which may charge a separate redemption fee, and funds that accommodate short-term trading.

The Laudus Group® of Funds includes the Laudus Mondrian and Laudus Growth Investors Funds, which are part of the Laudus Trust and Laudus Institutional Trust and distributed by ALPS Distributors, Inc., and the Laudus MarketMasters Funds®, which are part of the Schwab Capital Trust and distributed by Charles Schwab & Co., Inc. ALPS Distributors, Inc. and Charles Schwab & Co., Inc. are unaffiliated entities. Fund investment adviser: Charles Schwab Investment Management, Inc. (CSIM). Distributor: Charles Schwab & Co., Inc. (Schwab). CSIM and Schwab are separate but affiliated companies and subsidiaries of The Charles Schwab Corporation. The aggregate fees Schwab or its affiliates receive from Schwab Affiliate Funds are greater than the remuneration Schwab receives from other fund companies participating in the Mutual Fund OneSource Service.

Charles Schwab & Co., Inc. Member SIPC (0108)

©2024 Charles Schwab & Co., Inc.