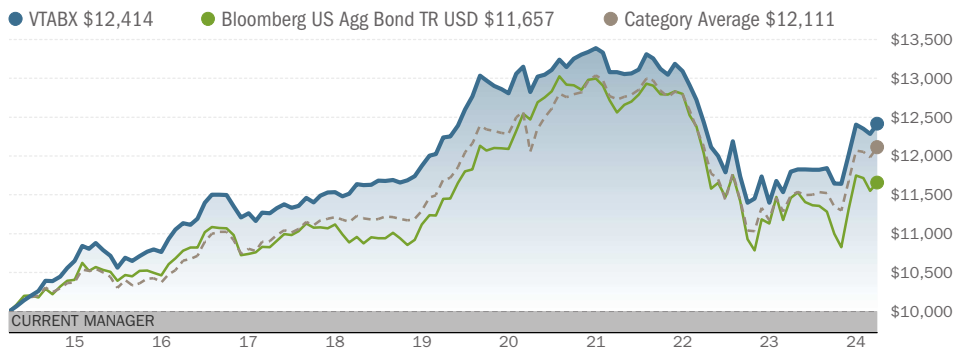


Vanguard Total International Bond Index Fund Admiral™ Shares **VTABX****GROWTH OF A HYPOTHETICAL \$10,000 INVESTMENT**

as of 3/31/2024

This fund has multiple managers, view VTABX quote page for complete information.



This graph represents the growth of a hypothetical investment of \$10,000. It assumes reinvestment of dividends and capital gains, and does not reflect sales loads, redemption fees or the effects of taxes on any capital gains and/or distributions.

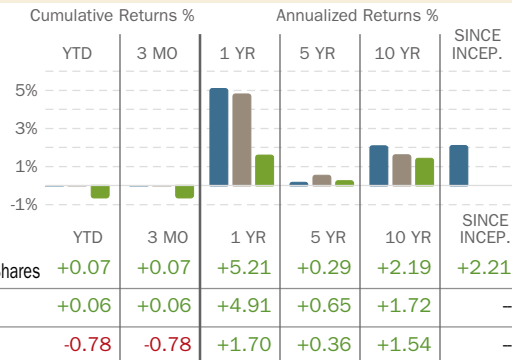
CATEGORY: GLOBAL BOND-USD HEDGED

Morningstar Category: USD hedged portfolios typically invest 40% or more of their assets in fixed-income instruments issued outside of the U.S. These portfolios invest primarily in investment-grade rated issues, but their strategies can vary. Some follow a conservative approach, sticking with high-quality bonds from developed markets. Others are more adventurous, owning some lower-quality bonds from developed or emerging markets. Some portfolios invest exclusively outside the U.S., while others invest in both U.S. and non-U.S. bonds. Funds in this category hedge most of their non-U.S.-dollar currency exposure back to the U.S. dollar.

PERFORMANCE RETURNS ^{1,2}

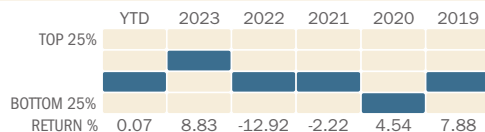
Monthly data as of 03/31/2024

This section contrasts VTABX to its benchmarks.

**RANK WITHIN CATEGORY FOR ANNUAL TOTAL RETURN %**

as of 03/31/2024

Rank within Category compares this fund's total annual return to that of other funds in the same category, and its figures are not adjusted for load, sales charge, or taxes.



¹ Numbers are adjusted for possible sales, charges, and assume reinvestment of dividends and capital gains over each time period.

² Index figures do not reflect deductions for fees or expenses

Data and rankings provided by Morningstar. Morningstar proprietary ratings reflect historical risk-adjusted performance as of 03/31/24. These ratings are subject to change every month. For each fund with at least a three-year history, Morningstar calculates a Morningstar Rating™ based on a Morningstar Risk-Adjusted Return measure that accounts for variation in a fund's monthly performance (including the effects of sales charges, loads and redemption fees), placing more emphasis on downward variations and rewarding consistent performance. (Each share class is counted as a fraction of one fund within this scale and rated separately, which may cause slight variations in the distribution percentages.) The top 10% of the funds in an investment category receive 5 stars, 22.5% receive 4 stars, 35% receive 3 stars, the next 22.5% receive 2 stars, and the bottom 10% receive 1 star. The overall Morningstar Rating is a weighted average of the funds' three-, five-, and 10-year (if applicable) Morningstar rating metrics. To contact Morningstar, Inc. call 1-800-735-0700.

One or more investments in your plan may be subject to a Contingent Redemption Fee. In addition, some mutual fund companies have strict policies on excessive trading and expressly prohibit transactions deemed detrimental to long-term shareholders of the fund. **Investors should consider carefully information contained in the prospectus, including investment objectives, risks, trading restrictions, charges and expenses. You can request a prospectus by calling Schwab at 1-800-435-4000. You may also request a prospectus at www.schwab.com/workplace. Please read the prospectus carefully before investing.**

Performance data quoted represents past performance and does not indicate future results. Visit [schwab.com/workplace](http://www.schwab.com/workplace) for month-end performance information. Current performance may be lower or higher. Investment value will fluctuate, and shares when redeemed, may be worth more or less than original cost. Please visit <http://www.schwab.com/workplace> for more recent performance information.

FUND PROFILE

as of 03/31/24

Available at Schwab	Yes
Inception Date	05/31/2013
Status	Open
Category	Global Bond-USD Hedged
Index Fund	Yes
Fund Company	Vanguard
Portfolio Turnover	29%

MORNINGSTAR RATINGS

as of 03/31/24

Overall rating	OUT OF 108 FUNDS
★ ★ ★ ★ ★	
3 year rating	OUT OF 108 FUNDS
★ ★ ★ ★ ★	
5 year rating	OUT OF 101 FUNDS
★ ★ ★ ★ ★	
10 year rating	OUT OF 62 FUNDS
★ ★ ★ ★ ★	

Historical Return	AVERAGE	LO	HI
Historical Risk	AVERAGE	LO	HI

The ratings reflect historical risk-adjusted performance and the overall Morningstar Rating™ is derived from a weighted average of the performance figures associated with fund's 3, 5, and 10 year rating metrics.

QUARTERLY AVERAGE ANNUAL TOTAL RETURN

as of 03/31/2024

1 Year	5.21%	10 Years	2.19%
5 Years	0.29%	Since Incep.	2.21%

Numbers are adjusted for possible sales charges, and assume reinvestment of dividends & capital gains over each time period.

EXPENSES

Gross Expense Ratio (before waivers)	0.11%
Net Expense Ratio (after waivers)	0.11%
Category Average Expense Ratio	0.71%
12b-1 Fees	None
Max Front Load	None
Max Back Load	None
Redemption Fee	NA

A net expense ratio lower than the gross expense ratio may reflect a cap on or contractual waiver of fund expenses. Please read the fund prospectus for details on limits or expiration dates for any such waivers.

TOP TEN HOLDINGS

Category Average 22.35%

Top 10 Holdings in VTABX 3.08%

SYMBOL	COMPANY NAME	SECTOR	PERCENT OF ASSETS	
-	United Kingdom of Great ..	-	0.38%	<div></div>
-	Germany (Federal Republi..	-	0.37%	<div></div>
-	United Kingdom of Great ..	-	0.35%	<div></div>
-	Spain (Kingdom of)	-	0.30%	<div></div>
-	France (Republic Of)	-	0.29%	<div></div>
-	Spain (Kingdom of)	-	0.29%	<div></div>
-	France (Republic Of)	-	0.28%	<div></div>
-	France (Republic Of)	-	0.27%	<div></div>
-	Spain (Kingdom of)	-	0.27%	<div></div>
-	Germany (Federal Republi..	-	0.26%	<div></div>

THERE IS NOT ENOUGH DATA AVAILABLE TO DRAW THIS CHART.

	%Long	%Short	%Net
Domestic Bond	2.88	0.00	2.88
Non-US Bond	95.38	0.00	95.38
Convertible	0.15	0.00	0.15
Cash	6.77	5.18	1.59

Non-US assets includes assets without a specific country classification.

Page 2 of 2