



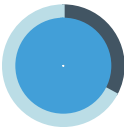


# Schwab Target 2060 Index Fund

SWYNX

## Top Ten Holdings

as of 03/31/2024



Top 10 Holdings in SWYNX	99.33178%
Category Average	32.87%

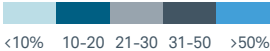
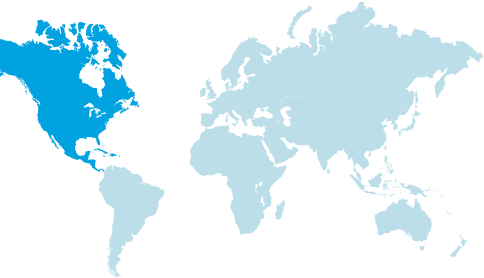
Top 10 holdings are 99.33178% of the total portfolio assets. The category average percent of Portfolio in top 10 holdings is 32.87%

Symbol	Company Name	Industry	Percent of Assets
SCHX	Schwab US Large-Cap ETF™	--	51.23717%
SCHF	Schwab International Equity...	--	24.02352%
SCHE	Schwab Emerging Markets Equ...	--	6.75963%
SCHH	Schwab US REIT ETF™	--	6.67402%
SCHA	Schwab US Small-Cap ETF™	--	6.54263%
SCHZ	Schwab US Aggregate Bond ET...	--	4.09481%

Fund holdings subject to change and not a recommendation to transact in any security.

## Regional Exposure

as of 03/31/2024



## Regional Breakdown

North America	70.08%
Europe Developed	6.96%
Japan	5.61%
Asia Emerging	3.99%
Europe Developed (excluding UK)	3.72%
Asia Developed (excluding Japan)	3.16%
United Kingdom	3%
Australasia	1.64%
Africa/Middle East	0.93%
Latin America	0.71%
Europe Emerging	0.19%

## Top 5 Countries

United States	69.07%
Japan	5.41%
United Kingdom	2.94%
France	2.18%
Switzerland	2.12%

## Schwab Mutual Fund Report Card™

Report generated on 05/03/2024

SELECT LIST

Schwab Mutual Fund OneSource Select List®

## SECTOR WEIGHTINGS

as of 03/31/2024

Information Technology	20.83%
Financials	15.03%
Industrials	11.1%
Health Care	10.44%
Consumer Discretionary	10.3%
Real Estate	9.54%
Communication Services	6.4%
Consumer Staples	5.76%
Energy	4.18%
Materials	4.13%
Utilities	2.3%

## ASSET BREAKDOWN

as of 03/31/2024

	% Long	% Short	% Net
Domestic Stock	64.59	0.0	64.59
Non-US* Stock	30.32	0.0	30.32
Domestic Bond	3.79	0.0	3.79
Non-US* Bond	0.3	0.0	0.3
Cash Investments	0.95	0.0	0.95
Other	0.04	0.0	0.04

\*Non-US assets include assets without a specific country classification

## MARKET CAPITALIZATION

as of 03/31/2024

Giant Cap	39.6%
Large Cap	31.01%
Medium Cap	20.47%
Small Cap	6.83%
Micro Cap	2.09%



## Important Information Regarding This Report

This Mutual Fund Report Card is informational in nature and is not a recommendation or solicitation for any person to buy, sell or hold any particular security; nor is it intended to address any individual's investment objectives, financial situation or personal circumstances. We recommend that investors define their goals, risk tolerance, time horizon and investment objectives in addition to researching possible investment choices.

Target date funds are built for investors who expect to start gradual withdrawals of fund assets on the target date, to begin covering expenses in retirement. **The values of the funds will fluctuate up to and after the target dates. There is no guarantee the funds will provide adequate income at or through retirement.**

Fixed income securities are subject to increased loss of principal during periods of rising interest rates. Lower rated securities are subject to greater credit risk, default risk, and liquidity risk.

International investing involves special risks such as currency fluctuation and political instability. Investing in emerging markets may accentuate these risks. Small cap funds are subject to greater volatility than those in other asset categories. Due to the limited focus of sector funds, they may experience greater volatility than funds with a broader investment strategy.

Sector weightings for fund portfolios are determined using the Global Industry Classification Standard (GICS). GICS was developed by and is the exclusive property of Morgan Stanley Capital International Inc. and Standard & Poor's. GICS is a service mark of MSCI and S&P and has been licensed for use by Charles Schwab & Co., Inc.

**Morningstar Rating™** The Morningstar Rating™ for funds, or "star rating", is calculated for managed products (including mutual funds, variable annuity and variable life subaccounts, exchange-traded funds, closed-end funds, and separate accounts) with at least a three-year history. Exchange-traded funds and open-ended mutual funds are considered a single population for comparative purposes. It is calculated based on a Morningstar RiskAdjusted Return measure that accounts for variation in a managed product's monthly excess performance, placing more emphasis on downward variations and rewarding consistent performance. The top 10% of products in each product category receive 5 stars, the next 22.5% receive 4 stars, the next 35% receive 3 stars, the next 22.5% receive 2 stars, and the bottom 10% receive 1 star. The Overall Morningstar Rating for a managed product is derived from a weighted average of the performance figures associated with its three-, five-, and 10-year (if applicable) Morningstar Rating metrics. The weights are: 100% three-year rating for 36- 59 months of total returns, 60% five-year rating/40% three-year rating for 60-119 months of total returns, and 50% 10-year rating/30% five-year rating/20% three-year rating for 120 or more months of total returns. While the 10-year overall star rating formula seems to give the most weight to the 10-year period, the most recent three-year period actually has the greatest impact because it is included in all three rating periods.

All data provided by Morningstar, Inc. All rights reserved. The information contained herein is the proprietary information of Morningstar, Inc., and may not be copied or redistributed for any purpose and may only be used for noncommercial, personal purposes. The information contained herein is not represented or warranted to be accurate, correct, complete, or timely. Morningstar, Inc., shall not be responsible for investment decisions, damages, or other losses resulting from use of the information. Morningstar, Inc., has not granted consent for it to be considered or deemed an "expert" under the Securities Act of 1933.

Mutual Fund OneSource® funds have no loads and generally have no transaction fees. Funds appearing on the Mutual Fund OneSource® Select List are chosen based on a formula that combines risk-adjusted return, total return and expenses. They must be available through Schwab without loads and open to new investors. Charles Schwab receives remuneration from fund companies in the Mutual Fund OneSource® Service for record keeping, shareholder services, and other administrative services. Schwab may also receive remuneration from transaction fee fund companies for certain administrative services.

Schwab's short-term redemption fee of \$49.95 will be charged on redemption of funds purchased through Schwab's Mutual Fund OneSource® service (and certain other funds with no transaction fee) and held for 90 days or less. Schwab reserves the right to exempt some funds from this fee, including certain Schwab Funds®, which may charge a separate redemption fee, and funds that accommodate short-term trading. Trades in no-load mutual funds available through Schwab's Mutual Fund OneSource® service (including Schwab Funds®) as well as certain other funds, are available without transaction fees when placed through Schwab.com or our automated phone channels. For each of these trade orders placed through a broker, a \$25 service charge applies. Schwab reserves the right to change the funds we make available without transaction fees and to reinstate fees on any funds.

Fund investment adviser: Charles Schwab Investment Management, Inc. (CSIM). Distributor: Charles Schwab & Co., Inc. (Schwab). CSIM and Schwab are separate but affiliated companies and subsidiaries of The Charles Schwab Corporation. The aggregate fees Schwab or its affiliates receive from Schwab Affiliate Funds are greater than the remuneration Schwab receives from other fund companies participating in the Mutual Fund OneSource Service.